

## Seeking Income and Growth

Seeks to achieve an income and growth total return from capital appreciation and income while using its tactical overlays to preserve capital during times of market stress.

## Multi-Asset Diversification

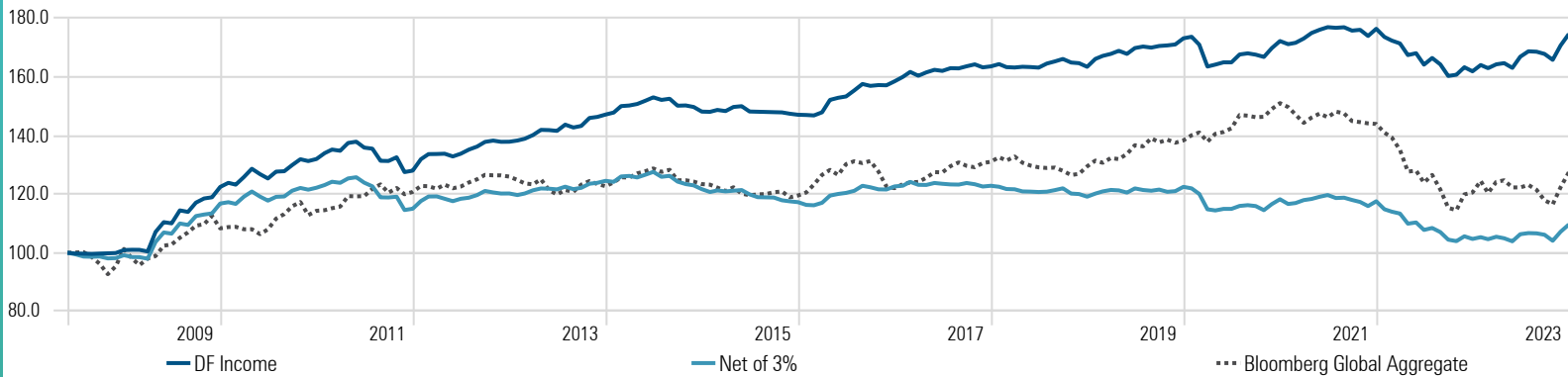
Invests in differing funds to provide multiple asset class streams of income.

## Tactically Managing Risk

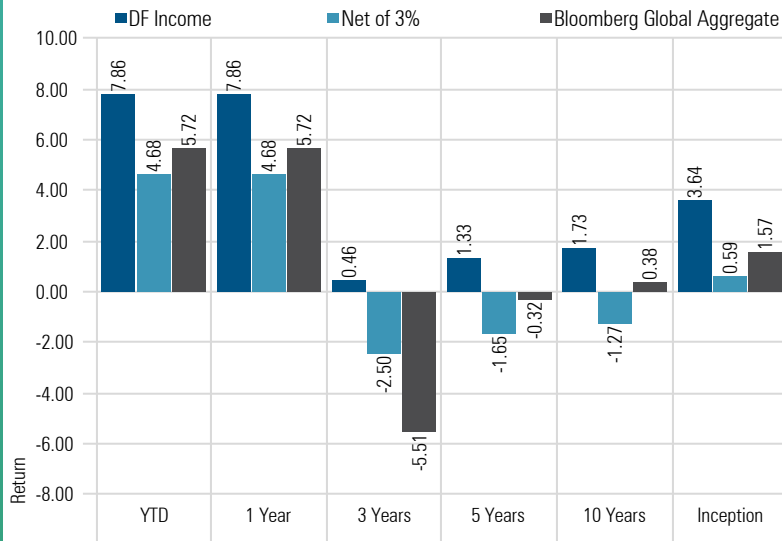
Utilizing "Rules Based" fund solutions to provide defensive tactical overlays to preserve capital during times of market stress.

## Investment Growth

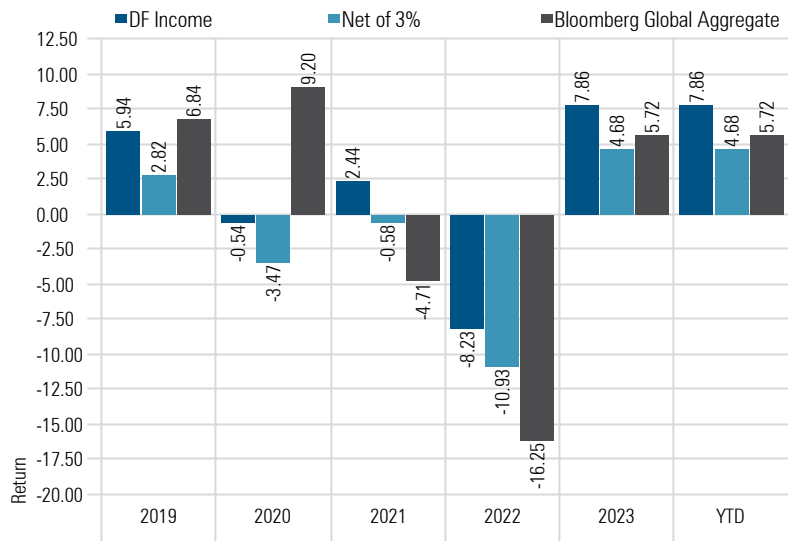
Time Period: 6/1/2008 to 12/31/2023



## Trailing Returns



## Annual Returns

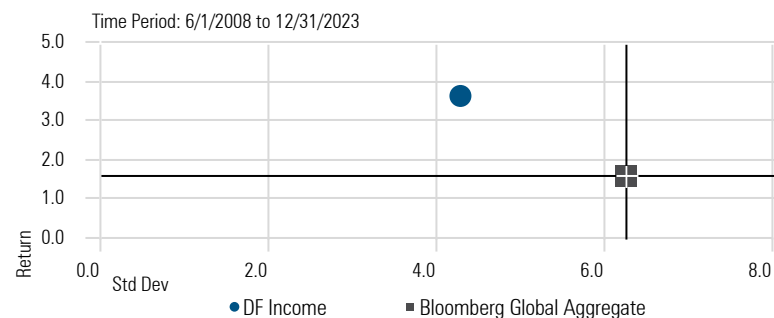


## Risk Statistics

Since Inception*	DF Income	Bloomberg Global Aggregate
Alpha	2.48	0.00
Beta	0.32	1.00
Max Drawdown	-9.41	-24.19
Std Dev	4.28	6.27
Best Month	6.64	6.21
Worst Month	-4.37	-5.48
Up Capture Ratio	49.12	100.00
Down Capture Ratio	11.43	100.00

\*since inception (6/1/2008) based on monthly gross returns

## Risk-Reward



Blended global multi-asset Income strategy comprised of “Fundamental” and “Rules-Based” tactical solutions seeking high income with a focus on downside protection

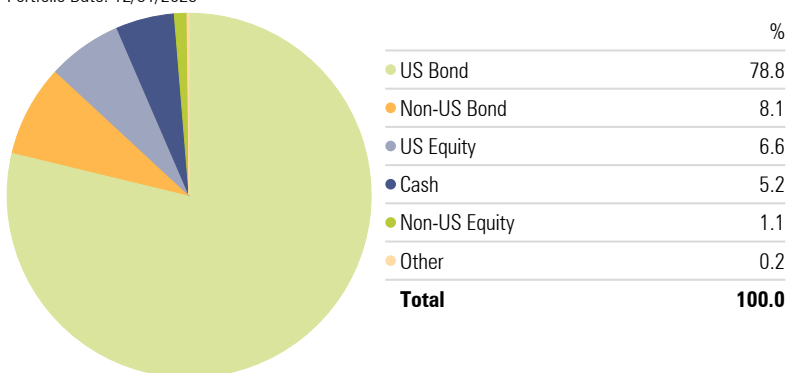
We focus on fundamental and technical analysis consisting of multiple time periods trends

We review risk, positions, and opportunities daily

- We base our decisions upon fundamental credit driven research that supports our long- term secular views and investment themes.
- We believe credit is best fundamental indicator for the direction of interest rates, which in turn drives asset prices.
- We seek to identify long-term global trends and invest in asset classes we feel will appreciate as these trends unfold.
- We incorporate trend following high yielding fixed income solutions relying on rules-based indicators to attempt to mitigate drawdowns.
- We invest in either ETFs or mutual funds to gain exposures to a blended multi-asset strategy.

## Asset Allocations (%)

Portfolio Date: 12/31/2023



## Holdings

Portfolio Date: 12/31/2023

	Portfolio Weighting %
Donoghue Forlines Tactical Income I	55.13
Donoghue Forlines Risk Managed Income I	24.93
Donoghue Forlines Tactical HY ETF	14.45
Donoghue Forlines Dividend I	4.78

**Donoghue Forlines** is an SEC registered investment advisor. The firm was founded in 1986 to provide professional investment management services to individuals, corporations, and institutions, including trusts, employee benefit plans and retirement plans. Today, Donoghue Forlines' investment committee along with its team of professionals is passionately committed to assisting our advisors in helping them meet their client's investment objectives. The firm's solutions have evolved over the years but have been driven by a strong conviction that the "buy and hold" approach is not sufficient to help our advisors meet their clients' objectives of preserving and growing their wealth along with meeting sustainable income needs.



One International Place  
Suite 310  
Boston, MA 02110

(800) 642-4276  
[advisorrelations@donoghueforlines.com](mailto:advisorrelations@donoghueforlines.com)  
[www.donoghueforlines.com](http://www.donoghueforlines.com)

The Donoghue Forlines Income Portfolio Composite was created June 1, 2008.

Results are based on fully discretionary accounts under management, including those accounts no longer with the firm. Individual portfolio returns are calculated on a daily basis. Cash flows are weighted according to the time they are available to invest during the period using the Time Weighted Return method. Returns for the subperiods are geometrically linked to obtain the portfolio's monthly return.

Composite returns are calculated by asset-weighting the individual portfolio returns using beginning-of-period values and are calculated monthly in U.S. dollars. These returns represent investors domiciled primarily in the United States. Proxy positions might be held in place of composite holdings at some third-party model manager providers. Past performance is not indicative of future results. The calculation and presentation of performance has not been approved or reviewed by the SEC or its staff.

Policies for valuing portfolios, calculating performance, and preparing compliant presentations are available upon request. For a compliant presentation and/or the firm's list of composite descriptions, please contact 800-642-4276 or [info@donoghueforlines.com](mailto:info@donoghueforlines.com).

**Fee Schedule**  
The investment management fee schedule for all portfolios is: Client Assets = All Assets; Annual Fee % = 0.00%. Actual investment advisory fees incurred may vary and should be confirmed with your financial advisor.

**Net 3% Returns**  
For all portfolios, net 3% returns are presented net of a hypothetical maximum fee of three percent (3%). Actual fees applicable to an individual investor's account will vary and no individual investor may incur a fee as high as 3%. Please consult your financial adviser for fees applicable to your account.

The Bloomberg Global Aggregate Bond Index measures the performance of global investment grade fixed-rate debt markets, including the U.S. Aggregate, the Pan-European Aggregate, the Asian-Pacific Aggregate, Global Treasury, Eurodollar, Euro-Yen, Canadian, and Investment Grade 144A index-eligible securities.

Index performance results are unmanaged, do not reflect the deduction of transaction and custodial charges, or the deduction of a management fee, the incurrence of which would have the effect of decreasing indicated historical performance results. You cannot invest directly in an Index. Economic factors, market conditions and investment strategies will affect the performance of any portfolio, and therefore are not assurances that it will match or outperform any particular benchmark.