

DFNV

TrimTabs Donoghue Forlines Risk Managed Innovation ETF

Fund Investment Objective

The TrimTabs Donoghue Forlines Risk Managed Innovation ETF seeks to track investment results that closely correspond, before fees and expenses, to the performance of the TrimTabs Donoghue Forlines Risk Managed Free Cash Flow Innovation Index that provides risk-managed exposure to U.S. publicly traded companies with strong free cash flow and strong research and development (“R&D”) investment.

Why Invest in DFNV?

- **DFNV provides risk-managed exposure to publicly traded companies exhibiting strong free cash flow and strong research and development (R&D) investment.**
- **Advances in technology and healthcare are now embedded in every sector of the global economy** (financial services, manufacturing, consumer discretionary first among them), which potentially changes how returns in the equity markets, public and private, may be produced in the future; **DFNV is constructed to identify and adapt to those trends.**
- R&D spending combined with strong free cash flow generation have been responsible for a subset of corporations’ emergence as new leaders in global markets; **DFNV includes companies across all sectors that maintain high R&D intensity and strong free cash flow generation.**
- **We believe that the combination of our R&D / Free Cash Flow Innovation with Risk Management is a breakthrough in Index and ETF construction.**

Fund Information (as of 12/31/2020)

Inception Date	12/08/2020
Ticker	DFNV
Benchmark	Russell 1000
Expense Ratio	0.69%
CUSIP	89628W500
AUM	\$88,894,335
Exchange	CBOE BZX Exchange, Inc.

Donoghue Forlines Investment Team

John Forlines III - Chief Investment Officer, Portfolio Manager

Jeff Thompson - Chief Executive Officer, Portfolio Manager

Rick Molari - Chief Operating Officer, Portfolio Manager

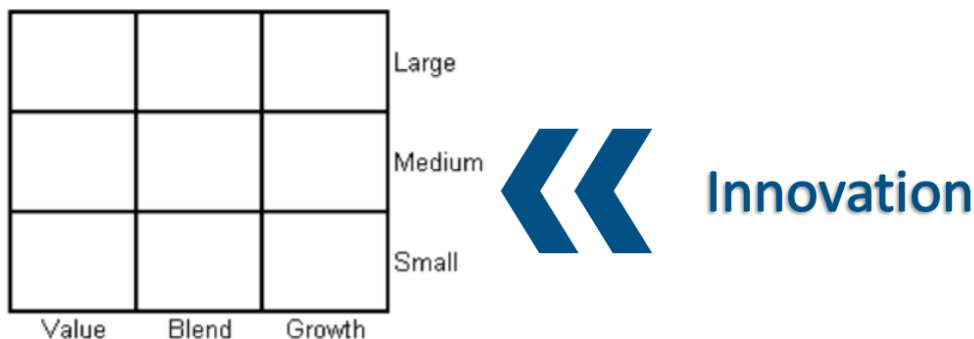
Nick Lobley - Investment Committee Member, Portfolio Manager

Where does DFNV Fit Into a Portfolio?

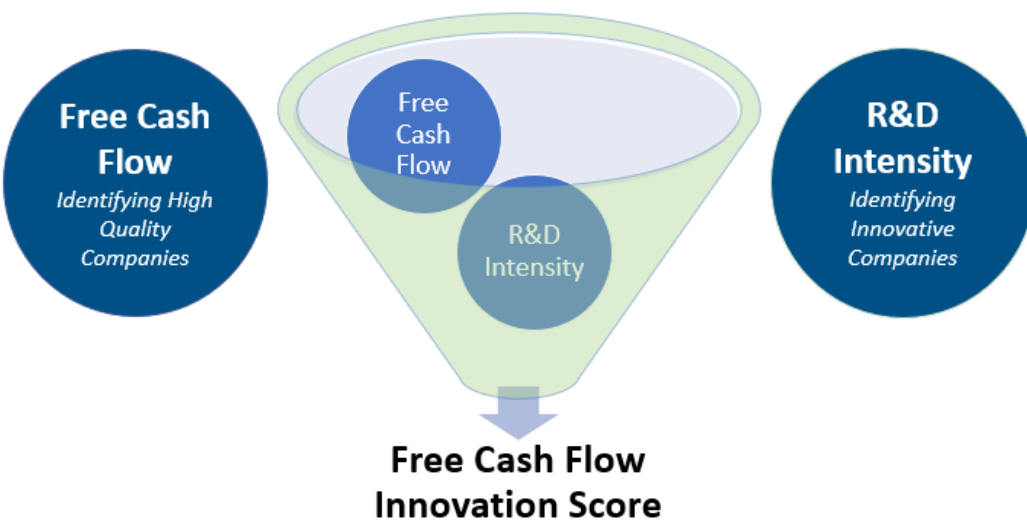
The TrimTabs Donoghue Forlines Risk Managed Innovation ETF is a strategic allocation to investor portfolios that fits outside of traditional “style box” portfolio construction. We feel because technology is embedded in every sector of the new economy, innovation cannot be boxed into sectors or styles.

This ETF could be a core position as part of an overall asset allocation to equities.

Innovation Is Now A Strategic Allocation



We Feel R&D Intensity and Free Cash Flow are Crucial Success Factors in Innovation Investing



The fund’s investment objectives, risks, charges and expenses must be considered carefully before investing. The prospectus contains this and other important information about the investment company, and it may be obtained by calling 1-800-617-0004 . Read it carefully before investing.

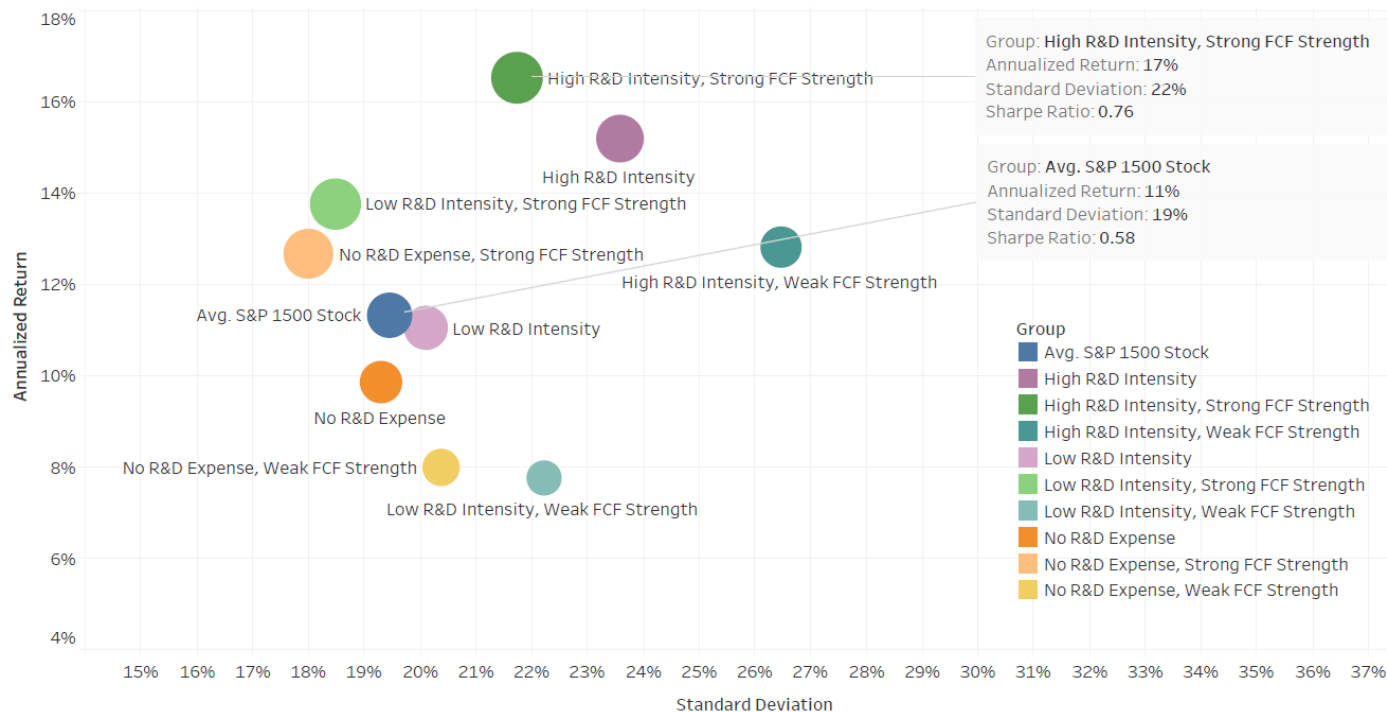
TrimTabs Free Cash Flow Investment Research

Free Cash Flow Investing with Innovators

Companies invested in R&D outperformed, though better return from high RDI came with higher volatilities; Free Cash Flow evaluation may help improve both return and risk profiles over the long term.

Risk/Reward for Companies with Different Level of R&D Intensity and Free Cash Flow Strength

S&P 1500 Universe, 12/31/1998 to 12/31/2020



Source: TrimTabs Asset Management, FactSet

Free Cash Flow (FCF) Strength is a proprietary indicator developed by TrimTabs Asset Management to measure a company's free cash flow conditions. Research and development intensity (RDI), is generally defined as expenditures by a firm on its research and development (R&D) divided by the firm's sales. No R&D Expense refers to a group of companies that don't report R&D Expense. High or Low R&D Intensity groups are defined as above or below the trimmed median of measures, which is the median of companies excluding No R&D Expense and Extreme R&D Intensity. The annualized return for each group is the monthly rebalance average return. The hypothetical example is for illustrative purposes only and does not represent the returns of any particular investment. **Past performance does not guarantee future results. Index performance is not illustrative of Fund performance. One cannot invest directly in an index. Fund performance may be obtained by calling 800-617-0004.**

There is no guarantee that DFNV will achieve its investment objective. Investing involves risk, including the possible loss of principal. Because the Fund is an ETF (rather than a mutual fund), shares are bought and sold at market price (not NAV), may trade at a discount or premium to NAV, and are not individually redeemable. Owners of the shares may acquire those shares from the Fund and tender those shares for redemption to the Fund in Creation Unit aggregations only, consisting of 25,000 shares. Brokerage commissions will reduce returns. Investments in the Fund include risks associated with small-and mid-cap securities, which involve limited liquidity and greater volatility than large-cap securities. Because the Fund invests in ETFs, an investor will indirectly bear the principal risks of the underlying funds, including illiquidity, and an investment in the Fund will entail more costs and expenses than a direct investment in the Underlying ETFs. Passive funds that seek to track an index may hold the component securities of the underlying index regardless of the current or projected performance of a specific security or relevant market as a whole, which could cause the Fund returns to be lower than if the Fund employed an active strategy. The performance of the Fund may diverge from that of its Index. Downside Protection Model Risk. Neither the Adviser nor the Sub-Adviser can offer assurances that the downside protection model employed by the Underlying Index methodology will achieve its intended results, or that downside protection will be provided during periods of time when the Equity Portfolio is declining or during any period of time deemed to be a bear market. Investment in a fund that utilizes a downside protection model that seeks to minimize risk only during certain prolonged bear market environments may not be appropriate for every investor seeking a particular risk profile. The Fund's investments in derivatives may pose risks in addition to and greater than those associated with investing directly in the underlying assets, including counterparty, leverage and liquidity risks. The Fund may participate in futures markets, which are highly volatile. The Fund's investments in derivatives may pose risks in addition to and greater than those associated with investing directly in the underlying assets, including counterparty, leverage and liquidity risks. Active and frequent trading of portfolio securities may result in increased transaction costs to the Fund and may also result in higher taxes if Shares are held in a taxable account.

The TrimTabs Donoghue Forlines Tactical High Yield ETF is distributed by Quasar Distributors, LLC.

Free Cash Flow (FCF) represents the cash that a company is able to generate after accounting for capital expenditures.

Market Price: The current price at which shares are bought and sold. Market returns are based upon the last trade price. NAV: The dollar value of a single share, based on the value of the underlying assets of the fund minus its liabilities, divided by the number of shares outstanding. Calculated at the end of each business day. Standard deviation is a measure of the amount of variation or dispersion of a set of values. Sharpe ratio measures the performance of an investment compared to a risk-free asset, after adjusting for its risk.

The S&P 1500 Index is a stock market index that includes all stocks in the S&P 500, S&P 400, and S&P 600. This index covers approximately 90% of the market capitalization of U.S. stocks. It is not possible to invest directly in an index.



TrimTabs Asset Management
 Email: investorrelations@trimtabsfunds.com
 Phone: +1 (212) 217 2514



Donoghue Forlines
 Email: advisorrelations@donoghueforlines.com
 Phone: +1 (800) 642 4276